

# FORM NO. MGT-7

[Pursuant to sub-Section(1) of section 92 of the Companies Act, 2013 and sub-rule (1) of rule 11of the Companies (Management and Administration) Rules, 2014]



# Annual Return (other than OPCs and Small Companies)

Form language  English  Hindi

Refer the instruction kit for filing the form.

## I. REGISTRATION AND OTHER DETAILS

(i) * Corporate Identification Number (CIN) of the company	<input type="text" value="L85190MH2003PLC139763"/>	<input type="button" value="Pre-fill"/>						
Global Location Number (GLN) of the company	<input type="text"/>							
* Permanent Account Number (PAN) of the company	<input type="text" value="AACCK1045L"/>							
(ii) (a) Name of the company	<input type="text" value="KAYA LIMITED"/>							
(b) Registered office address	<input type="text" value="23/C, Mahal Industrial Estate, Mahakali Caves Road&lt;br/&gt;Near Paperbox Lane,Andheri (East)&lt;br/&gt;Mumbai&lt;br/&gt;Mumbai City&lt;br/&gt;Maharashtra&lt;br/&gt;400002"/>							
(c) *e-mail ID of the company	<input type="text" value="investorrelations@kayaindia.in"/>							
(d) *Telephone number with STD code	<input type="text" value="02266195000"/>							
(e) Website	<input type="text" value="www.kaya.in"/>							
(iii) Date of Incorporation	<input type="text" value="27/03/2003"/>							
(iv)	<table border="1"><thead><tr><th>Type of the Company</th><th>Category of the Company</th><th>Sub-category of the Company</th></tr></thead><tbody><tr><td>Public Company</td><td>Company limited by shares</td><td>Indian Non-Government company</td></tr></tbody></table>		Type of the Company	Category of the Company	Sub-category of the Company	Public Company	Company limited by shares	Indian Non-Government company
Type of the Company	Category of the Company	Sub-category of the Company						
Public Company	Company limited by shares	Indian Non-Government company						
(v) Whether company is having share capital	<input checked="" type="radio"/> Yes	<input type="radio"/> No						
(vi) *Whether shares listed on recognized Stock Exchange(s)	<input checked="" type="radio"/> Yes	<input type="radio"/> No						

(a) Details of stock exchanges where shares are listed

S. No.	Stock Exchange Name	Code
1	BSE Limited	1
2	National Stock Exchange of India Limited	1,024

(b) CIN of the Registrar and Transfer Agent

U67190MH1999PTC118368

Pre-fill

Name of the Registrar and Transfer Agent

LINK INTIME INDIA PRIVATE LIMITED

Registered office address of the Registrar and Transfer Agents

C-101, 1st Floor, 247 Park,  
Lal Bahadur Shastri Marg, Vikhroli (West)

(vii) \*Financial year From date  (DD/MM/YYYY) To date  (DD/MM/YYYY)

(viii) \*Whether Annual general meeting (AGM) held  Yes  No

(a) If yes, date of AGM

(b) Due date of AGM

(c) Whether any extension for AGM granted

Yes  No

(f) Specify the reasons for not holding the same

AGM to be held on July 27, 2023

## II. PRINCIPAL BUSINESS ACTIVITIES OF THE COMPANY

\*Number of business activities

S.No	Main Activity group code	Description of Main Activity group	Business Activity Code	Description of Business Activity	% of turnover of the company
1	S	Personal and Household service	S3	Washing and cleaning of textile and fur products, Hair dressing and other beauty	100

## III. PARTICULARS OF HOLDING, SUBSIDIARY AND ASSOCIATE COMPANIES (INCLUDING JOINT VENTURES)

\*No. of Companies for which information is to be given

Pre-fill All

S.No	Name of the company	CIN / FCRN	Holding/ Subsidiary/Associate/ Joint Venture	% of shares held
1	KME HOLDINGS PTE LTD		Subsidiary	100
2	KAYA MIDDLE EAST FZE		Subsidiary	100
3	Kaya Skin Care Clinic LLC		Subsidiary	100
4	Kaya Skin Care Clinic - Sole Pro +		Subsidiary	100
5	Kaya Beauty Clinic - Sole Propr +		Subsidiary	100
6	Kaya Trading LLC		Subsidiary	100
7	Kaya Skin Medical Centre LLC		Subsidiary	99
8	Kaya Middle East DMCC		Subsidiary	100
9	IRIS Medical Centre LLC		Subsidiary	100
10	Minal Medical Centre LLC - Dul +		Subsidiary	71.67
11	M M C Skin Clinic L.L.C		Subsidiary	71.67

#### IV. SHARE CAPITAL, DEBENTURES AND OTHER SECURITIES OF THE COMPANY

##### (i) \*SHARE CAPITAL

###### (a) Equity share capital

Particulars	Authorised capital	Issued capital	Subscribed capital	Paid up capital
Total number of equity shares	34,000,000	13,064,091	13,064,091	13,064,091
Total amount of equity shares (in Rupees)	340,000,000	130,640,910	130,640,910	130,640,910

Number of classes

1

Class of Shares	Authorised capital	Issued capital	Subscribed capital	Paid up capital
Number of equity shares	34,000,000	13,064,091	13,064,091	13,064,091
Nominal value per share (in rupees)	10	10	10	10
Total amount of equity shares (in rupees)	340,000,000	130,640,910	130,640,910	130,640,910

###### (b) Preference share capital

Particulars	Authorised capital	Issued capital	Subscribed capital	Paid-up capital
Total number of preference shares	0	0	0	0
Total amount of preference shares (in rupees)	0	0	0	0

Number of classes

0

Class of shares	Authorised capital	Issued capital	Subscribed capital	Paid up capital
Number of preference shares				
Nominal value per share (in rupees)				
Total amount of preference shares (in rupees)				

**(c) Unclassified share capital**

Particulars	Authorised Capital
Total amount of unclassified shares	0

**(d) Break-up of paid-up share capital**

Class of shares	Number of shares			Total nominal amount	Total Paid-up amount	Total premium
	Physical	DEMAT	Total			
<b>Equity shares</b>						
<b>At the beginning of the year</b>	9,816	13,054,275	13064091	130,640,910	130,640,910	
<b>Increase during the year</b>	0	480	480	0	0	0
i. Public Issues	0	0	0	0	0	0
ii. Rights issue	0	0	0	0	0	0
iii. Bonus issue	0	0	0	0	0	0
iv. Private Placement/ Preferential allotment	0	0	0	0	0	0
v. ESOPs	0	0	0	0	0	0
vi. Sweat equity shares allotted	0	0	0	0	0	0
vii. Conversion of Preference share	0	0	0	0	0	0
viii. Conversion of Debentures	0	0	0	0	0	0
ix. GDRs/ADRs	0	0	0	0	0	0

x. Others, specify	0	480	480			
Physical shares converted to demat						
<b>Decrease during the year</b>	480	0	480	0	0	0
i. Buy-back of shares	0	0	0	0	0	0
ii. Shares forfeited	0	0	0	0	0	0
iii. Reduction of share capital	0	0	0	0	0	0
iv. Others, specify	480		480			
Physical Shares converted to Demat						
<b>At the end of the year</b>	9,336	13,054,755	13064091	130,640,910	130,640,910	
<b>Preference shares</b>						
<b>At the beginning of the year</b>	0	0	0	0	0	
<b>Increase during the year</b>	0	0	0	0	0	0
i. Issues of shares	0	0	0	0	0	0
ii. Re-issue of forfeited shares	0	0	0	0	0	0
iii. Others, specify						
<b>Decrease during the year</b>	0	0	0	0	0	0
i. Redemption of shares	0	0	0	0	0	0
ii. Shares forfeited	0	0	0	0	0	0
iii. Reduction of share capital	0	0	0	0	0	0
iv. Others, specify						
<b>At the end of the year</b>	0	0	0	0	0	

ISIN of the equity shares of the company

(ii) Details of stock split/consolidation during the year (for each class of shares)

Class of shares		(i)	(ii)	(iii)
Before split / Consolidation	Number of shares			
	Face value per share			
After split / Consolidation	Number of shares			
	Face value per share			

**(iii) Details of shares/Debentures Transfers since closure date of last financial year (or in the case of the first return at any time since the incorporation of the company) \***

Nil

[Details being provided in a CD/Digital Media]

Yes  No  Not Applicable

Separate sheet attached for details of transfers

Yes  No

Note: In case list of transfer exceeds 10, option for submission as a separate sheet attachment or submission in a CD/Digital Media may be shown.

Date of the previous annual general meeting		<input type="text"/>	
Date of registration of transfer (Date Month Year)		<input type="text"/>	
Type of transfer	<input type="text"/>	1 - Equity, 2 - Preference Shares, 3 - Debentures, 4 - Stock	
Number of Shares/ Debentures/ Units Transferred	<input type="text"/>	Amount per Share/ Debenture/Unit (in Rs.)	<input type="text"/>
Ledger Folio of Transferor		<input type="text"/>	
Transferor's Name	<input type="text"/>	<input type="text"/>	<input type="text"/>
	Surname	middle name	first name
Ledger Folio of Transferee		<input type="text"/>	

Transferee's Name	<input type="text"/>	<input type="text"/>	<input type="text"/>
	Surname	middle name	first name

Date of registration of transfer (Date Month Year)	<input type="text"/>
--	----------------------

Type of transfer	<input type="text"/>	1 - Equity, 2- Preference Shares,3 - Debentures, 4 - Stock
------------------	----------------------	--

Number of Shares/ Debentures/ Units Transferred	<input type="text"/>	Amount per Share/ Debenture/Unit (in Rs.)	<input type="text"/>
---	----------------------	---	----------------------

Ledger Folio of Transferor	<input type="text"/>
----------------------------	----------------------

Transferor's Name	<input type="text"/>	<input type="text"/>	<input type="text"/>
	Surname	middle name	first name

Ledger Folio of Transferee	<input type="text"/>
----------------------------	----------------------

Transferee's Name	<input type="text"/>	<input type="text"/>	<input type="text"/>
	Surname	middle name	first name

**(iv) \* Debentures (Outstanding as at the end of financial year)**

Particulars	Number of units	Nominal value per unit	Total value
Non-convertible debentures	0	0	0
Partly convertible debentures	0	0	0
Fully convertible debentures	0	0	0
<b>Total</b>			0

**Details of debentures**

Class of debentures	Outstanding as at the beginning of the year	Increase during the year	Decrease during the year	Outstanding as at the end of the year
Non-convertible debentures	0	0	0	0
Partly convertible debentures	0	0	0	0
Fully convertible debentures	0	0	0	0

**(v) Securities (other than shares and debentures)**

0

Type of Securities	Number of Securities	Nominal Value of each Unit	Total Nominal Value	Paid up Value of each Unit	Total Paid up Value
Total					

**V. \*Turnover and net worth of the company (as defined in the Companies Act, 2013)**

**(i) Turnover**

1,783,106,537

**(ii) Net worth of the Company**

158,744,910

**VI. (a) \*SHARE HOLDING PATTERN - Promoters**

S. No.	Category	Equity		Preference	
		Number of shares	Percentage	Number of shares	Percentage
1.	Individual/Hindu Undivided Family				
	(i) Indian	7,634,484	58.44	0	
	(ii) Non-resident Indian (NRI)	18,000	0.14	0	
	(iii) Foreign national (other than NRI)	0	0	0	
2.	Government				
	(i) Central Government	0	0	0	
	(ii) State Government	0	0	0	
	(iii) Government companies	0	0	0	
3.	Insurance companies	0	0	0	
4.	Banks	0	0	0	
5.	Financial institutions	0	0	0	



6.	Foreign institutional investors	0	0	0	
7.	Mutual funds	0	0	0	
8.	Venture capital	0	0	0	
9.	Body corporate (not mentioned above)	176,440	1.35	0	
10.	Others	0	0	0	
	<b>Total</b>	7,828,924	59.93	0	0

**Total number of shareholders (promoters)**

25

**(b) \*SHARE HOLDING PATTERN - Public/Other than promoters**

S. No.	Category	Equity		Preference	
		Number of shares	Percentage	Number of shares	Percentage
1.	Individual/Hindu Undivided Family				
	(i) Indian	4,092,306	31.32	0	
	(ii) Non-resident Indian (NRI)	474,843	3.63	0	
	(iii) Foreign national (other than NRI)	3,750	0.03	0	
2.	Government				
	(i) Central Government	0	0	0	
	(ii) State Government	0	0	0	
	(iii) Government companies	0	0	0	
3.	Insurance companies	0	0	0	
4.	Banks	4	0	0	
5.	Financial institutions	0	0	0	
6.	Foreign institutional investors	100	0	0	
7.	Mutual funds	0	0	0	
8.	Venture capital	0	0	0	
9.	Body corporate (not mentioned above)	384,168	2.94	0	
10.	Others (AIF, FPI, Foreign Banks, Cle +)	279,996	2.14	0	

	<b>Total</b>	5,235,167	40.06	0	0
--	--------------	-----------	-------	---	---

**Total number of shareholders (other than promoters)**

22,983

**Total number of shareholders (Promoters+Public/  
Other than promoters)**

23,008

**(c) \*Details of Foreign institutional investors' (FIIs) holding shares of the company**

2

Name of the FII	Address	Date of Incorporation	Country of Incorporation	Number of shares held	% of shares held
NOTZ STUCKI & CIESA	HONGKONG BANK CENTRAL SERV			20	0
CITIBANK INTERNATIC	CITIBANK N A (CUSTODY SERVICES			80	0

**VII. \*NUMBER OF PROMOTERS, MEMBERS, DEBENTURE HOLDERS  
(Details, Promoters, Members (other than promoters), Debenture holders)**

Details	At the beginning of the year	At the end of the year
Promoters	25	25
Members (other than promoters)	24,636	22,983
Debenture holders	0	0

**VIII. DETAILS OF DIRECTORS AND KEY MANAGERIAL PERSONNEL**





**(A) \*Composition of Board of Directors**

Category	Number of directors at the beginning of the year		Number of directors at the end of the year		Percentage of shares held by directors as at the end of year	
	Executive	Non-executive	Executive	Non-executive	Executive	Non-executive
<b>A. Promoter</b>	1	2	1	2	3.12	3.44
<b>B. Non-Promoter</b>	0	5	0	5	0	0
(i) Non-Independent	0	0	0	0	0	0
(ii) Independent	0	5	0	5	0	0
<b>C. Nominee Directors representing</b>	0	0	0	0	0	0
(i) Banks & FIs	0	0	0	0	0	0
(ii) Investing institutions	0	0	0	0	0	0
(iii) Government	0	0	0	0	0	0

(iv) Small share holders	0	0	0	0	0	0
(v) Others	0	0	0	0	0	0
Total	1	7	1	7	3.12	3.44

Number of Directors and Key managerial personnel (who is not director) as on the financial year end date

**(B) (i) \*Details of directors and Key managerial personnel as on the closure of financial year**

Name	DIN/PAN	Designation	Number of equity share(s) held	Date of cessation (after closure of financial year : If any)
HARSH MARIWALA	00210342	Managing Director	407,492	
RAJENDRA MARIWALA 	00007246	Director	186,924	
RISHABH MARIWALA	03072284	Director	262,000	
NAGESH SATYANARA 	00027595	Director	0	
IRFAN MUSTAFA	07168570	Director	0	
OM PRAKASH MANCH 	02099404	Director	0	
VASUTA AGARWAL	07480674	Director	0	
NIKHIL KHATTAU	00017880	Director	0	
RAJIV NAIR	AADPN7640Q	CEO	0	
SAURABHKUMAR PRA 	AUHPS2578N	CFO	0	
NITIKA DALMIA	ARFPD3603E	Company Secretar	0	

**(ii) Particulars of change in director(s) and Key managerial personnel during the year**

Name	DIN/PAN	Designation at the beginning / during the financial year	Date of appointment/ change in designation/ cessation	Nature of change (Appointment/ Change in designation/ Cessation)

**IX. MEETINGS OF MEMBERS/CLASS OF MEMBERS/BOARD/COMMITTEES OF THE BOARD OF DIRECTORS**

**A. MEMBERS/CLASS /REQUISITIONED/NCLT/COURT CONVENED MEETINGS**

Number of meetings held

Type of meeting	Date of meeting	Total Number of Members entitled to attend meeting	Attendance	
			Number of members attended	% of total shareholding
Annual General Meeting	01/08/2022	25,416	30	12.94

## B. BOARD MEETINGS

\*Number of meetings held

5

S. No.	Date of meeting	Total Number of directors associated as on the date of meeting	Attendance	
			Number of directors attended	% of attendance
1	24/05/2022	8	8	100
2	30/05/2022	8	5	62.5
3	01/08/2022	8	7	87.5
4	03/11/2022	8	8	100
5	01/02/2023	8	8	100

## C. COMMITTEE MEETINGS

Number of meetings held

14

S. No.	Type of meeting	Date of meeting	Total Number of Members as on the date of the meeting	Attendance	
				Number of members attended	% of attendance
1	Audit Committee	24/05/2022	3	3	100
2	Audit Committee	29/05/2022	3	3	100
3	Audit Committee	01/08/2022	3	3	100
4	Audit Committee	03/11/2022	3	3	100
5	Audit Committee	01/02/2023	3	3	100
6	Nomination and Remuneration	24/05/2022	4	4	100
7	Nomination and Remuneration	29/05/2022	4	3	75
8	Nomination and Remuneration	01/08/2022	4	4	100
9	Nomination and Remuneration	03/11/2022	4	3	75
10	Nomination and Remuneration	01/02/2023	4	4	100

## D. \*ATTENDANCE OF DIRECTORS

S. No.	Name of the director	Board Meetings			Committee Meetings			Whether attended AGM held on
		Number of Meetings which director was entitled to attend	Number of Meetings attended	% of attendance	Number of Meetings which director was entitled to attend	Number of Meetings attended	% of attendance	
1	HARSH MARI	5	5	100	4	4	100	
2	RAJENDRA M	5	5	100	13	13	100	
3	RISHABH MA	5	5	100	0	0	0	
4	NAGESH SAT	5	4	80	14	12	85.71	
5	IRFAN MUSTA	5	4	80	5	4	80	
6	OM PRAKASH	5	4	80	0	0	0	
7	VASUTA AGA	5	5	100	5	5	100	
8	NIKHIL KHAT	5	4	80	9	9	100	

**X. \*REMUNERATION OF DIRECTORS AND KEY MANAGERIAL PERSONNEL**

Nil

Number of Managing Director, Whole-time Directors and/or Manager whose remuneration details to be entered

0

S. No.	Name	Designation	Gross Salary	Commission	Stock Option/ Sweat equity	Others	Total Amount
1							0
	Total						

Number of CEO, CFO and Company secretary whose remuneration details to be entered

3

S. No.	Name	Designation	Gross Salary	Commission	Stock Option/ Sweat equity	Others	Total Amount
1	Rajiv Nair	CEO	18,469,288	0	0	0	18,469,288
2	Saurabh Shah	CFO	8,055,186	0	0	0	8,055,186
3	Nitika Dalmia	Company Secretary	2,175,106	0	0	0	2,175,106
	Total		28,699,580	0	0	0	28,699,580

Number of other directors whose remuneration details to be entered

0

S. No.	Name	Designation	Gross Salary	Commission	Stock Option/ Sweat equity	Others	Total Amount
--------	------	-------------	--------------	------------	-------------------------------	--------	--------------

S. No.	Name	Designation	Gross Salary	Commission	Stock Option/ Sweat equity	Others	Total Amount
1							0
	Total						

**XI. MATTERS RELATED TO CERTIFICATION OF COMPLIANCES AND DISCLOSURES**

\* A. Whether the company has made compliances and disclosures in respect of applicable provisions of the Companies Act, 2013 during the year  Yes  No

B. If No, give reasons/observations

**XII. PENALTY AND PUNISHMENT - DETAILS THEREOF**

(A) DETAILS OF PENALTIES / PUNISHMENT IMPOSED ON COMPANY/DIRECTORS /OFFICERS  Nil

Name of the company/ directors/ officers	Name of the court/ concerned Authority	Date of Order	Name of the Act and section under which penalised / punished	Details of penalty/ punishment	Details of appeal (if any) including present status

(B) DETAILS OF COMPOUNDING OF OFFENCES  Nil

Name of the company/ directors/ officers	Name of the court/ concerned Authority	Date of Order	Name of the Act and section under which offence committed	Particulars of offence	Amount of compounding (in Rupees)

**XIII. Whether complete list of shareholders, debenture holders has been enclosed as an attachment**

Yes  No

**XIV. COMPLIANCE OF SUB-SECTION (2) OF SECTION 92, IN CASE OF LISTED COMPANIES**

In case of a listed company or a company having paid up share capital of Ten Crore rupees or more or turnover of Fifty Crore rupees or more, details of company secretary in whole time practice certifying the annual return in Form MGT-8.

Name

Rohit Halwai

Whether associate or fellow

Associate  Fellow

Certificate of practice number

19186

**I/We certify that:**

- (a) The return states the facts, as they stood on the date of the closure of the financial year aforesaid correctly and adequately.
- (b) Unless otherwise expressly stated to the contrary elsewhere in this Return, the Company has complied with all the provisions of the Act during the financial year.

**Declaration**

I am Authorised by the Board of Directors of the company vide resolution no. ..  dated

(DD/MM/YYYY) to sign this form and declare that all the requirements of the Companies Act, 2013 and the rules made thereunder in respect of the subject matter of this form and matters incidental thereto have been complied with. I further declare that:

- 1. Whatever is stated in this form and in the attachments thereto is true, correct and complete and no information material to the subject matter of this form has been suppressed or concealed and is as per the original records maintained by the company.
- 2. All the required attachments have been completely and legibly attached to this form.

**Note: Attention is also drawn to the provisions of Section 447, section 448 and 449 of the Companies Act, 2013 which provide for punishment for fraud, punishment for false statement and punishment for false evidence respectively.**

**To be digitally signed by**

Director

DIN of the director

**To be digitally signed by**

- Company Secretary
- Company secretary in practice

Membership number

Certificate of practice number

**Attachments**

- 1. List of share holders, debenture holders
- 2. Approval letter for extension of AGM;
- 3. Copy of MGT-8;
- 4. Optional Attachment(s), if any

**List of attachments**

**This eForm has been taken on file maintained by the Registrar of Companies through electronic mode and on the basis of statement of correctness given by the company**

